

International Consortium for Multilingual Excellence in Education



August 15th, 2020

Dear District/School Personnel:

We are a consortium of researchers, teacher educators, and teachers who believe in and strive to foster multilingual excellence. Therefore, during this time of crisis and difficulty, we are eager to put our expertise and passions to use to try to be of assistance. We initially designed 21 immediate-response packets for K-5, as soon as the pandemic forced schools to shut down. We then applied for and received a grant that has allowed us to create more than 100 full activity packets, ranging from Levels 1-3 of English proficiency, and grades K-12.

The breakdown of packets is as follows:

Level 1 – Entry into English

Emphasis on developmentally appropriate interesting/challenging tasks

- K-2
- 3-5
- 6-8 with a literacy background
- 9-12 with a literacy background
- 6-8 without literacy background
- 9-12 without literacy background

Level 2 – Building Background

- K-1
- 2-3
- 4-5
- 6-8
- 9-10
- 11-12

Level 3 – Interdisciplinary Inquiry

- K-1
- 2-3
- 4-5
- 6
- 7-8
- 9-10
- 11-12

With this letter, is an “Activity Packet” that can be used freely with any group of students or families as you see fit. Each packet includes interdisciplinary activities designed to be completed within a week. Teachers from around the country have designed, developed, and created these packets, each focusing on the topics of their choice. Because learning academic content can happen within any thematic context, these packets are designed to be diverse, dynamic, and engaging for students of all backgrounds. The topics covered in these units range from cultures, animals, natural disasters, inventions, and much more. You will see each teacher’s personality reflected strongly in these packets, and our hope is that this will capture students in a way similar to that of a rich and immersive classroom environment.

International Consortium for Multilingual Excellence in Education



Our hope is that these materials can provide some meaningful learning supports to students and families who may not have access to online learning opportunities. However, we can also imagine a variety of ways that these packets can provide learning opportunities outside of our original intent and purpose. Please use these activity packets in any way you see fit for your students and families. We will be so pleased to learn of how they might be useful, particularly for your multilingual students and their families. We think it might be particularly helpful for you to print packets and mail them to families, but we also see opportunities to work with local agencies, leave printed-out packets for pick-ups at schools, etc.

We designed these activities based around several big ideas:

- Productive play and inquiry
- Grade level and English Language Development standards/curriculum
- Fostering multilingual language development
- Providing opportunity for all four language domains (reading, writing, speaking and listening)

These packets are self-contained. Everything a child will need to be successful with the activities is provided in the packet. Students will only need a writing utensil. Additional tools like crayons or scissors are optional.

We have also included a letter to parents. We hope this will help parents understand what students will be doing with the packet and that we encourage the use of all language resources available to the student. The packets are in English for the students, but the students can write, talk and engage with family members regarding the packet activities in any language they would like. We have translated the parent letter into Spanish, and we encourage districts to translate the letter into any other language that would be helpful for your local families.

Designing Activity Packets is a new initiative for us, though we have been designing professional learning opportunities (eWorkshops) for teachers of multilingual learners since 2011. Like our Activity Packets, those learning opportunities for teachers are free. To learn more about them and us, please visit our website at: <https://cehs.unl.edu/icmee/>

We are eager to be a helpful, collaborative partner in all learning needs related to multilingual students and their teachers, so please, do not hesitate to reach out to us with questions, ideas, concerns, feedback, etc. We are available at icmee@unl.edu.

Sincerely,

Kara Mitchell Viesca, PhD
Associate Professor of Language Education
University of Nebraska Lincoln
Teaching, Learning and Teacher Education
PI: International Consortium for Multilingual Excellence in Education

This packet was designed and created by **Vickie Neilly**
in collaboration with Tricia Gray and Alexa Yunes.

The Standards that Informed the Development of this Packet are:

Math

CCSS.MATH.CONTENT.K.CC.C.6

Identify whether the number of objects in one group is greater than, less than, or equal to the number of objects in another group, e.g., by using matching and counting strategies.¹

CCSS.MATH.CONTENT.K.OA.A.1

Represent addition and subtraction with objects, fingers, mental images, drawings¹, sounds (e.g., claps), acting out situations, verbal explanations, expressions, or equations

Solve addition and subtraction word problems, and add and subtract within 10, e.g., by using objects or drawings to represent the problem.

Fluently add and subtract within 5.

CCSS.MATH.CONTENT.K.MD.B.3

Classify objects into given categories; count the numbers of objects in each category and sort the categories by count.¹

CCSS.MATH.CONTENT.1.OA.A.1

Use addition and subtraction within 20 to solve word problems involving situations of adding to, taking from, putting together, taking apart, and comparing, with unknowns in all positions, e.g., by using objects, drawings, and equations with a symbol for the unknown number to represent the problem.¹

Add and subtract within 20, demonstrating fluency for addition and subtraction within 10. Use strategies such as counting on; making ten (e.g., $8 + 6 = 8 + 2 + 4 = 10 + 4 = 14$); decomposing a number leading to a ten (e.g., $13 - 4 = 13 - 3 - 1 = 10 - 1 = 9$); using the relationship between addition and subtraction (e.g., knowing that $8 + 4 = 12$, one knows $12 - 8 = 4$); and creating equivalent but easier or known sums (e.g., adding $6 + 7$ by creating the known equivalent $6 + 6 + 1 = 12 + 1 = 13$)

CCSS.MATH.CONTENT.1.MD.C.4

Organize, represent, and interpret data with up to three categories; ask and answer questions about the total number of data points, how many in each category, and how many more or less are in one category than in another.

ELA

CCSS.ELA-LITERACY.RF.1.3

Know and apply grade-level phonics and word analysis skills in decoding words.

Decode regularly spelled one-syllable words.

CCSS.ELA-LITERACY.RF.1.3.C

Know final -e and common vowel team conventions for representing long vowel sounds.

CCSS.ELA-LITERACY.RF.1.3.E

Decode two-syllable words following basic patterns by breaking the words into syllables.

CCSS.ELA-LITERACY.RF.1.3.F

Read words with inflectional endings.

CCSS.ELA-LITERACY.RF.1.3.G

Recognize and read grade-appropriate irregularly spelled words.

CCSS.ELA-LITERACY.RF.1.4

Read with sufficient accuracy and fluency to support comprehension.

CCSS.ELA-LITERACY.RF.1.4.A

Read grade-level text with purpose and understanding.

CCSS.ELA-LITERACY.RF.1.4.B

CCSS.ELA-LITERACY.W.K.2

Use a combination of drawing, dictating, and writing to compose informative/explanatory texts in which they name what they are writing about and supply some information about the topic.

With guidance and support from adults, recall information from experiences or gather information from provided sources to answer a question.

CCSS.ELA-LITERACY.W.1.2

Write informative/explanatory texts in which they name a topic, supply some facts about the topic, and provide some sense of closure

CCSS.ELA-LITERACY.W.1.8

With guidance and support from adults, recall information from experiences or gather information from provided sources to answer a question.

CCSS.ELA-LITERACY.W.1.2

CCSS.ELA-LITERACY.W.1.8

With guidance and support from adults, recall information from experiences or gather information from provided sources to answer a question.

CCSS.ELA-LITERACY.SL.1.6

Produce complete sentences when appropriate to task and situation. (See grade 1 Language standards 1 and 3 [here](#) for specific expectations.)

CCSS.ELA-LITERACY.SL.K.5

Add drawings or other visual displays to descriptions as desired to provide additional detail.

CCSS.ELA-LITERACY.L.K.1

Demonstrate command of the conventions of standard English grammar and usage when writing or speaking.

CCSS.ELA-LITERACY.L.K.1.A

Print many upper- and lowercase letters.

CCSS.ELA-LITERACY.L.K.1.B

Use frequently occurring nouns and verbs.

CCSS.ELA-LITERACY.L.K.1.C

Form regular plural nouns orally by adding /s/ or /es/ (e.g., *dog, dogs; wish, wishes*).

CCSS.ELA-LITERACY.L.K.1.D

Understand and use question words (interrogatives) (e.g., *who, what, where, when, why, how*).

CCSS.ELA-LITERACY.L.K.1.E

Use the most frequently occurring prepositions (e.g., *to, from, in, out, on, off, for, of, by, with*).

CCSS.ELA-LITERACY.L.K.2

Demonstrate command of the conventions of standard English capitalization, punctuation, and spelling when writing.

CCSS.ELA-LITERACY.L.K.2.A

Capitalize the first word in a sentence and the pronoun *I*

CCSS.ELA-LITERACY.L.K.2.B

Recognize and name end punctuation.

CCSS.ELA-LITERACY.L.K.2.C

Write a letter or letters for most consonant and short-vowel sounds (phonemes).

CCSS.ELA-LITERACY.L.K.2.D

Spell simple words phonetically, drawing on knowledge of sound-letter relationships.

CCSS.ELA-LITERACY.L.K.5.A

Sort common objects into categories (e.g., shapes, foods) to gain a sense of the concepts the categories represent.

CCSS.ELA-LITERACY.L.1.1

Demonstrate command of the conventions of standard English grammar and usage when writing or speaking.

CCSS.ELA-LITERACY.L.1.1.A

Print all upper- and lowercase letters.

CCSS.ELA-LITERACY.L.1.1.B

Use common, proper, and possessive nouns.

CCSS.ELA-LITERACY.L.1.1.C

Use singular and plural nouns with matching verbs in basic sentences (e.g., *He hops; We hop*).

CCSS.ELA-LITERACY.L.1.1.G

Use frequently occurring conjunctions (e.g., *and, but, or, so, because*).

CCSS.ELA-LITERACY.L.1.1.J

Produce and expand complete simple and compound declarative, interrogative, imperative, and exclamatory sentences in response to prompts.

CCSS.ELA-LITERACY.L.1.2.B

Use end punctuation for sentences.

CCSS.ELA-LITERACY.L.1.2.D

Use conventional spelling for words with common spelling patterns and for frequently occurring irregular words.

CCSS.ELA-LITERACY.L.1.2.E

Spell untaught words phonetically, drawing on phonemic awareness and spelling conventions.

CCSS.ELA-LITERACY.L.1.4.A

Use sentence-level context as a clue to the meaning of a word or phrase.

CCSS.ELA-LITERACY.L.1.5.A

Sort words into categories (e.g., colors, clothing) to gain a sense of the concepts the categories represent.

CCSS.ELA-LITERACY.L.1.5.B

Define words by category and by one or more key attributes (e.g., *a duck is a bird that swims; a tiger is a large cat with stripes*).

CCSS.ELA-LITERACY.L.1.6

Use words and phrases acquired through conversations, reading and being read to, and responding to texts, including using frequently occurring conjunctions to signal simple relationships (e.g., *because*).

P.E.

PE.K.1.1.a Hops, gallops, jogs, runs, walks, slides, skips, and leaps while maintaining balance. (E) PE.K.1.1.b Jumps vertically and lands with balance. (E)

PE.K.1.2.c Rolls sideways in a narrow body shape.(E) PE.K.1.2.d Curls and stretches the body and/or parts of the body. (E)

PE.K.3.1.a Identifies active play opportunities outside of physical education class. (E)

PE.1.1.1.a Hops, gallops, side slides, and walks in a mature pattern. (M)

PE.1.1.2.c Rolls with either a narrow or curled body shape. (E) PE.1.1.2.d Curls, stretches, twists, and bends the body and/or parts of the body. (E)

International Consortium for Multilingual Excellence in Education



August 15th, 2020

Dear Families:

During the COVID-19 pandemic, the academic classroom expanded into the home in new ways. Many students have limited access to technology, others struggle with online learning, and some simply want more to do while they are at home. With these things in mind, we have created an extensive resource of learning materials that we hope will be helpful for your children to engage with. These Activity Packets were designed with your students in mind and are aligned with each of their grade level content. Each activity in the packets will help students continue with their schooling as well as continue to grow their multilingualism. We encourage you to talk to your student about what they are doing and let your child ask you about the topics they are learning about. The packet is in English, but we encourage you and your children to speak and think together in any language you would like to. We strongly encourage you to use the language you feel most comfortable using with your student. Supporting their learning in all the languages they know is helpful—even for developing their English! So, please encourage your child to do the work in the packet in any language they would like.

We know that families are dealing with a lot of stress and uncertainty right now, so we encourage you to play the role you would like to play with your student and their Activity Packet based on what works best for you. We recommend reading the information about the packet and activities and then discussing with your student how the packet works and how they can work through it. We believe that with that introduction, your student can do a lot, if not all, of the work themselves. However, if you are available to work more closely with your child (or for a sibling or other family member to do so), we encourage that as well. Please know, this is not intended to be something that adds stress and work to your family during this demanding time. We hope that this is a helpful resource so your student can continue growing academically while in unusual situations.

We also hope you will find these packets interesting and fun. We have integrated activities from all of the grade level content standards: English Language Arts, Mathematics, Social Studies, Science, Physical Education and Art. We have also developed different packets for the different levels of English proficiency, so your child should feel challenged but also capable of largely understanding the content in front of them.

Kinder-5th grade students will create a Buddy for their packets. This is the first activity in the packets and is intended to give children have someone to talk to about the work they are doing in the packet. We have included images of “buddies” to choose from. Choose a buddy, personalize it, and even name the buddy. Throughout the packet activities, students will be told to talk to their buddy or even to ask their buddy questions. With this buddy, students can work independently without needing your time and attention to be successful with the packet. However, we also encourage your student to talk with you or other family members as they are available. Further, your student could pick a stuffed animal or doll or something else as their buddy. They don’t have to use one of the buddies we offer, but they should plan for who their buddy will be each time they work on the packet. This might be something they will need your help understanding.

International Consortium for Multilingual Excellence in Education



In these packets, we have included the following activities:

- Dictionary. Each day we hope that your student will engage with words they find interesting and want to keep track of. We encourage students to use the dictionary activities to keep track of words they learn and find interesting. We also encourage students to use any language they would like as well as pictures to help them remember what the words mean.
- Journal. Students should be encouraged to write in any language (or combination of languages) that they feel most inclined to. They can also use pictures as appropriate. We hope these journal spaces will also be points of conversation for your student with their buddy or with someone in their home.
- Reading and writing. Students will learn about careers through a variety of reading and writing activities. They will practice vocabulary words, work with plurals, label pictures, and decide when to use is or are. They will write lists, opinions, and tell what they want to be when they grow up.
- Math. Students will practice math skills such as word problems, graphing, subtraction and ordering the days of the week
- Cross Curricular. Students will take part in movement, drawings, and creating new things.

We hope that these activities will enhance your child's learning while we work through these very unusual circumstances. We also hope that they will give your child opportunities for productive play. If you have any questions or concerns about these packets, feel free to reach out to our project at icmee@unl.edu or by calling the Teaching, Learning and Teacher Education department at 402-472-2231.

Sincerely,

Kara Mitchell Viesca, PhD
Associate Professor of Language Education
University of Nebraska Lincoln
Teaching, Learning and Teacher Education
PI: International Consortium for Multilingual Excellence in Education

This packet was designed and created by **Vickie Neilly**
in collaboration with Tricia Gray and Alexa Yunes.

International Consortium for Multilingual Excellence in Education



15 de agosto del 2020

Estimadas familias:

Durante la pandemia del COVID-19, ha sido necesario que los estudiantes aprendan en casa. Muchos de los estudiantes tienen acceso limitado a la tecnología, otros tienen dificultad para aprender en línea y algunos simplemente quieren tener algo más que hacer mientras están en casa. Pensando en estas razones, hemos creado un recurso con una gran extensión de materiales de aprendizaje que esperamos serán útiles para que sus hijos participen activamente. Estos paquetes de aprendizaje fueron diseñados teniendo en mente a sus niños y están alineados a los contenidos de cada nivel de grado. Cada actividad en estos paquetes los ayudará a continuar con su escolarización, así como a seguir aumentando su multilingüismo. Lo alentamos a que hable con su estudiante sobre lo que está haciendo y deje que le pregunte sobre los temas que le interesan. El paquete está en inglés, pero le recomendamos a usted y a su estudiante que hablen y piensen juntos en el idioma que deseen. Le recomendamos encarecidamente que use el idioma con el que se sienta más cómodo al comunicarse con su estudiante, ya que respaldar su aprendizaje en todos los idiomas que sabe es útil, ¡incluso para su inglés! Por lo tanto, anime a su estudiante a hacer el trabajo en el paquete en cualquier idioma que desee.

Sabemos que las familias están lidiando con mucho estrés e incertidumbre en este momento, por lo que lo alentamos a que desempeñe el papel que le gustaría desempeñar con su estudiante y su paquete de actividades según lo que funcione mejor para usted. Le recomendamos leer la información sobre el paquete y las actividades que contiene y luego discutir con su estudiante cómo funciona el paquete y cómo pueden trabajar en él. Creemos que, con esa introducción, su estudiante puede hacer mucho, si no todo, el trabajo por sí mismo. Sin embargo, si usted está disponible para trabajar más estrechamente con su estudiante (o un hermano u otro miembro de la familia), también lo recomendamos. Por favor, tenga en cuenta que esto no pretende ser algo que agregue estrés y trabajo a su familia durante este momento tan desgastante. Por el contrario, esperamos que este sea un recurso útil para que su estudiante pueda continuar desarrollándose académicamente durante esta situación tan inusual.

También esperamos que ustedes encontrarán estos paquetes interesantes y divertidos. Hemos integrado actividades de todos los estándares de contenido de nivel de grado: Artes del Lenguaje en inglés, Matemáticas, Estudios Sociales, Ciencias, Educación Física y Arte. También hemos desarrollado diferentes paquetes para los diferentes niveles de dominio del inglés, de esta manera su hijo podrá sentir el desafío y también será capaz de comprender en gran medida el contenido que se les presenta.

Los estudiantes de Kínder a 5to grado crearán un Amigo para su paquete. Esta es la primera actividad en el paquete y está destinada a ayudar a su estudiante a tener a alguien con quien hablar sobre el trabajo que está haciendo en el paquete. Hemos incluido imágenes de posibles "amigos" para que su estudiante puede elegir. Sugerimos que elijan un amigo, lo personalicen e inclusive le pongan un nombre. A lo largo de las actividades del paquete, se le pedirá a su estudiante que hable con su amigo o incluso que le haga preguntas. Con este compañero, su estudiante podrá trabajar de forma independiente sin necesidad de su tiempo y atención para tener éxito al trabajar en el paquete.

ICMEE is housed within:



International Consortium for Multilingual Excellence in Education



Sin embargo, también alentamos a su estudiante a hablar con usted u otros miembros de la familia cuando estén disponibles. Además, su estudiante puede elegir un animal de peluche o muñeca o alguien más como su amigo. No tienen que usar uno de los amigos que ofrecemos, pero deben planificar quién será su amigo cada vez que trabajen en el paquete (uno de nuestros amigos, alguien en su familia / hogar, una muñeca que ya tienen, etc.). Esto podría ser algo en lo que necesitarán su ayuda para poder comprender.

En este paquete hemos incluido las siguientes actividades:

- **Diccionario:** Esperamos que cada día su estudiante capte palabras que encontrará interesantes y querrá tener un seguimiento y registro de estas. Al final de los paquetes encontrarán páginas en las que su estudiante podrá mantener su propio diccionario. Recomendamos ampliamente que los estudiantes usen estas páginas para registrar palabras que les gusten o les parezcan interesantes. También alentamos a los estudiantes a usar cualquier lenguaje que deseen, así como imágenes para recordar el significado de las palabras.
- **Diario:** Cada día, los estudiantes tienen un tema corto de escritura al que pueden responder. Los estudiantes deben ser alentados a escribir en cualquier idioma o idiomas que les parezca más conveniente. También pueden utilizar imágenes si lo consideran necesario. Esperamos que estos temas cortos de escritura puedan utilizarse de puntos de conversación entre su estudiante y su amigo.
- **Extensiones del paquete:** Algunas actividades tienen extensiones que hemos incluido para que, si el estudiante encuentra fácil una actividad, pueda completar la extensión en lugar de la actividad o adicionalmente.
- **Lectura y Escritura.** Los estudiantes aprenderán sobre carreras a través de una variedad de actividades de lectura y escritura. Practicarán palabras de vocabulario, trabajarán con plurales, etiquetarán imágenes y decidirán cuándo usar es o son. Escribirán listas, opiniones y contarán lo que quieren ser cuando crezcan.
- **Matemáticas.** Los estudiantes practicarán habilidades matemáticas como problemas de palabras, gráficas, restas y ordenar los días de la semana.
- **Contenido extra-curricular.** Los estudiantes participarán en movimientos, dibujos y creando cosas nuevas.

Esperamos que estas actividades mejoren el aprendizaje de su hijo mientras trabajamos juntos para atravesar estas circunstancias tan inusuales. También esperamos que le darán a su hijo oportunidades de juego productivo. Si tiene alguna pregunta o inquietud acerca de estos paquetes, siéntase en libertad de comunicarse con nuestro proyecto a icmee@unl.edu o llamando al departamento de Enseñanza, Aprendizaje y Educación para maestras (Teaching, Learning, and Teacher Education) al 402-472-2231.

Sinceramente,

Kara Mitchell Viesca, PhD
Associate Professor of Language Education
University of Nebraska Lincoln
Teaching, Learning and Teacher Education
PI: International Consortium for Multilingual Excellence in Education

ICMEE is housed within:





Share your learning!

Share a picture of any of your work by using **#MultilingualProud** on social media.

We'd love to see what you've done with this packet!



Instructions Key



- Share with someone else
- Comparte con alguien más
- مشاركتها مع شخص آخر
- La wadaag qof
- Chia sẻ với ai đó



- Read
- Lee
- اقرأ
- Akhriso
- Đọc



- Write
- Escribe
- اكتب
- Qor
- Viết



- Sort
- Ordena
- رتب
- Kala sooc
- lựa chọn



- Move your body
- Mueve tu cuerpo
- حرك جسمك
- Dhaqdhaqaaqa jirkaaga
- Di chuyển cơ thể của bạn



- Cut
- Corta
- قص الورقة
- Waraaqda jar
- Cắt giấy



- Read out loud
- Lee en voz alta
- قراءة بصوت عال
- Kor u aqri
- Đọc to



- Make a connection
- Hacer una conexión
- إجراء اتصال
- Xiriir samee
- Tạo kết nối

123

- Count
- Cuenta
- العدد
- Tiri
- đếm



- Draw
- Dibuja
- رسم
- Sawir
- Vẽ tranh



- Find
- Encuentra
- وجد
- Soo hel
- Tìm thấy



- Color
- Colorea
- لون
- Midab gudaha
- làm cho hoa mỹ



- Share with your Buddy
- Comparte con tu Buddy
- شارك مع صديقك
- La wadaag asxaabtaada
- Chia sẻ với bạn bè của bạn

My Plan for the Week


Day 1	Day 2	Day 3	Day 4	Day 5
<ul style="list-style-type: none"> • Vocabulary trace • Label the Worker • Let's Move • Math Word Problems • Days of the Week 	<ul style="list-style-type: none"> • Reading Passage • Label the Worker • Mix It Fix It • Window or Walk 	<ul style="list-style-type: none"> • Job Match • One or More than One • Which Worker? • Label the Worker 	<ul style="list-style-type: none"> • Roll a Job • One or More Than one • Subtraction • Let's Draw 	<ul style="list-style-type: none"> • Journal • Would You Rather Writing • Let's Create • Make a List




Day 1

My Buddy

1. Choose a Buddy




2.



Cut out and color your Buddy and give it a name!

3.





Cut out and color the accessories


4.









Have fun with your Buddy!
Dress them up, play with them, and even talk with them!



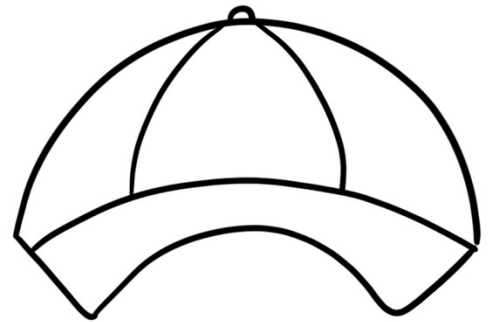















Vocabulary

Trace the vocabulary words.


A career is a job.



A worker is someone that has a job.



The work done at a job can be called duties.



A teacher's job is to teach.



A cashier's job is to take money that people use to pay for things.



A veterinarian's job is to take care of animals.



A construction worker's job is to help build things.



A computer programmer's job is to write code for computers.



A plumber's job is to work with and fix water pipes.



An engineer's job is to create and build things .




A delivery person brings things to peoples homes.






Label the Worker

teacher



books pointer whiteboard




Let's Move!

Grab your Buddy and get ready to move your body!



Walk in a line like a teacher leading a class.



Gallop like a horse going to see the vet.



Roll on the floor like a construction worker smoothing out a road.



Move your fingers quickly like a computer programmer typing code.



Reach up high and then down low like a plumber fixing pipes.

Tell your Buddy your favorite way to move.



Math Word Problems



123

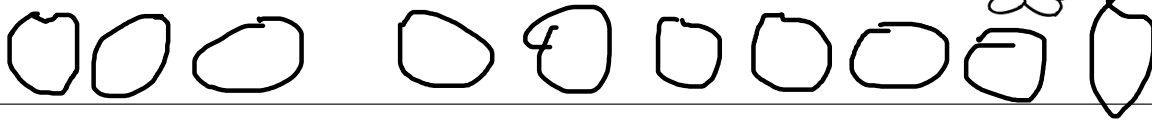


Read the problems. Draw circles to solve. The first one is done for you.

Example:

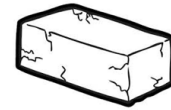
A veterinarian has 3 sick cats. 7 more sick cats come in. How many sick cats are there in all?

There are 10 sick cats in all.



A construction worker has to move some bricks. First, he moves 6 bricks. Then he moves 3 more bricks. How many bricks does he move altogether?

He moves _____ bricks altogether.



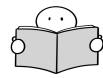
brick

The teacher has 6 kids in her classroom. 6 more kids come into her room. How many kids are in her room now?

There are _____ kids in her room.



Days of the Week



Sunday	Monday	Tuesday	Wednesday	Thursday	Friday	Saturday

People go to work every day of the week. Cut out the days of the week and put them in order. The first one is done for you. Ask someone at home what days they go to work.

1. Sunday

2. _____

3. _____

4. _____

5. _____

6. _____

7. _____

Tuesday	Friday	Thursday
Saturday	Wednesday	Monday



Day 2



Learn About Careers!

Many adults go to work each day to make money. There are many careers to choose from. Workers have different duties that they must do at their jobs. Let's learn more!



- Cashiers work in many kinds of stores. People give them money for the things that they want to buy from the store.



- Veterinarians, also called vets, are like doctors, but they work with animals. They help owners know how to take care of their pets.



- Construction workers have many duties. They help build things like buildings and roads. They work very hard.



- Plumbers are worker that work with water pipes. They use tools to fix broken or leaking pipes.

There are many other careers that people can have. What career will you have someday?


Who uses tools to fix water pipes? _____

Cashiers work in many kinds of _____.

When you grow up what career do you want to have?



Label The Worker



tools hardhat safety glasses



Mix It Fix It

Directions:

1. Cut the sentences apart.
2. Move the words around and put the words in the right order.



plumber	pipe.	A	fix	broken	a	can
---------	-------	---	-----	--------	---	-----

A	plumber	can	fix	a	broken	pipe.
---	---------	-----	-----	---	--------	-------

Your turn:

many	pick	There	careers	to	from.	are
------	------	-------	---------	----	-------	-----

jobs.	have	their	many	duties	Workers	at
-------	------	-------	------	--------	---------	----

new	Teachers	learn	help	things.	people
-----	----------	-------	------	---------	--------



Window or Walk

Go for a walk with a grown up or look out your window!
Talk about what you see.

Look for :

a bus driver



a delivery person

a construction worker



a cashier working at a store

other workers



On my walk I saw _____

_____.



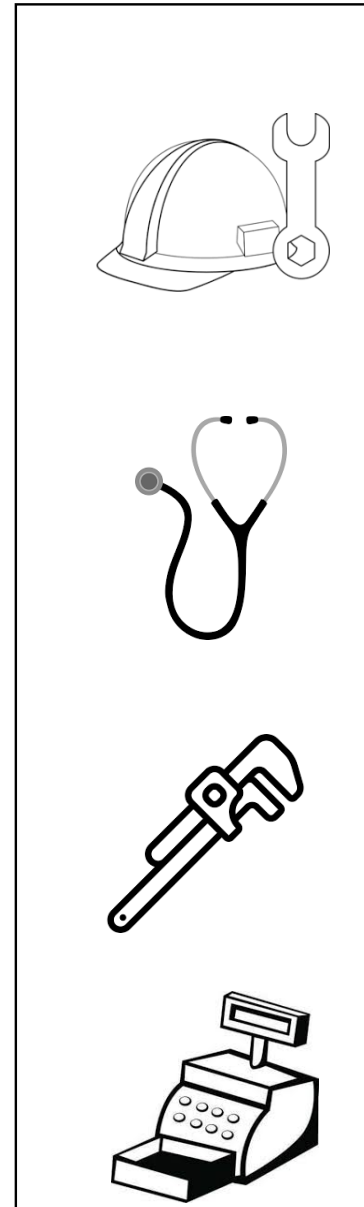
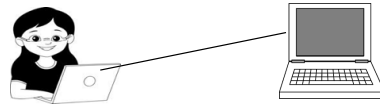
Day 3



Career Matching

Draw a line to match the worker to the tool they would use.


Ex:






One or More Than One?

Circle the word that matches the picture. Is there one worker or more than one?




teacher

teachers



plumber

plumbers



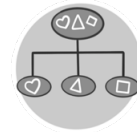

engineer

engineers



cashier

cashiers



Which Worker?

Read the sentences. Cut them out and glue them under the worker that would do that job.



Vet



Engineer

I take care of sick animals.

After I create something I help to build it.

I create new things.

I teach people how to care for their pets.



Label the Worker

Plumber




wrench

toolbox

work boots









Day 4



Roll a Career

Roll the cube that you just made. Look at the job on the top. Color in one box each time you roll the job.

Engineer 	Computer programmer 	Construction worker 	Cashier 	Vet 	Plumber 

Did you roll computer programmer? _____

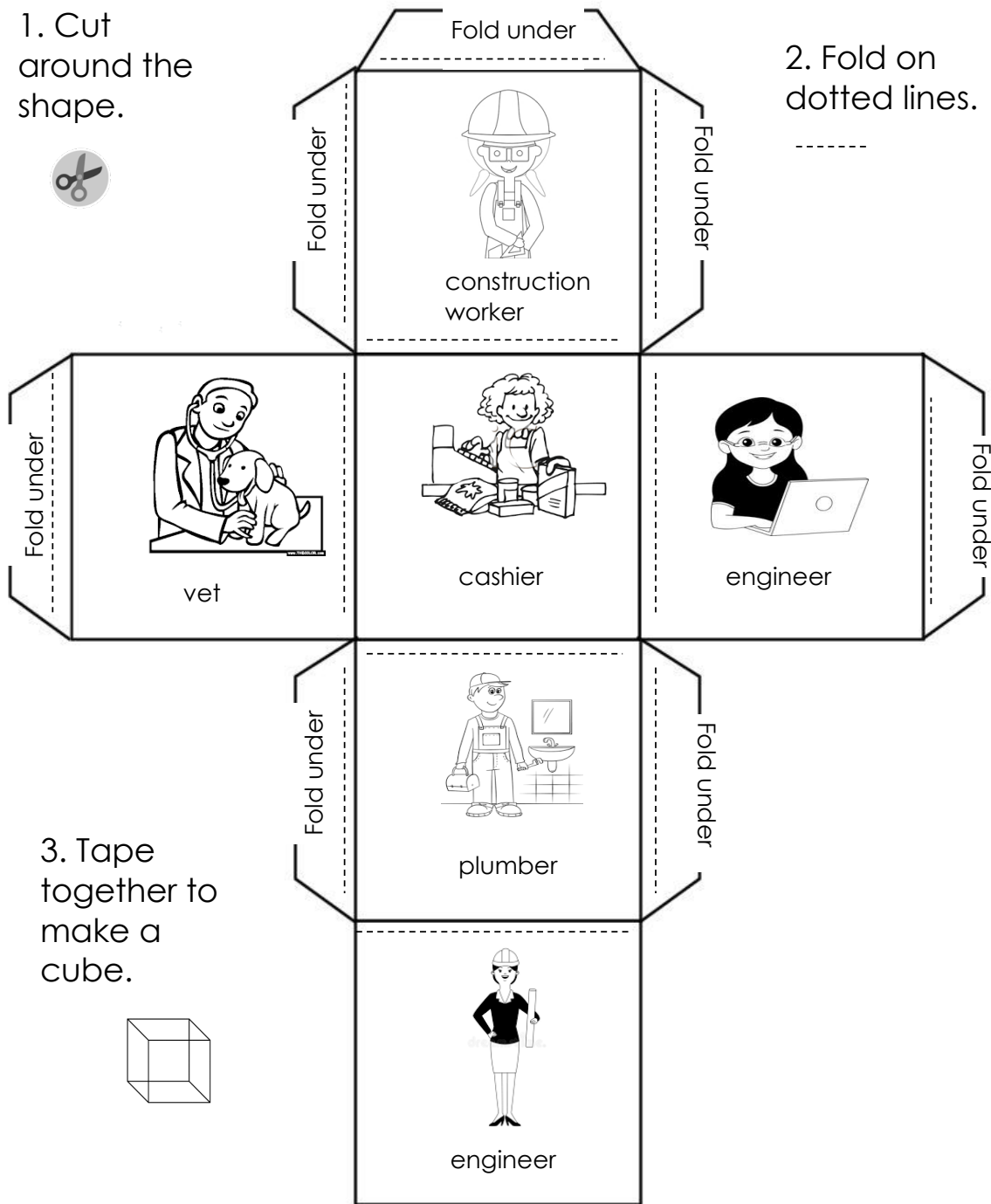
How many times did you roll cashier? _____

Did you roll vet more or plumber more? _____

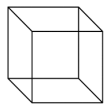
1. Cut around the shape.




2. Fold on dotted lines.



3. Tape together to make a cube.





One or More than One?

We use is when there is only one of something. We use are when there is more than one of something.

Fill in the blanks to finish the sentence. Circle is or are. The first one is done for you.

is = one

are = more than one

The vet _____ helping the sick dog.

is are



The plumber _____ fixing the sink.

is are



The cashier _____ working at the store.

is are




The kids _____ listening to the teacher.

is are




The workers _____ doing all of their duties.

is are



Career Subtraction

Count the workers. Subtract. Write the equations. The first one is done for you.



-



=

3

4

1

=

3



=



-




=



-





=




-


=



-




=



-

=





Let's Draw

Draw a picture of yourself working at a job you want to do someday. Tell a grown up about your picture.



Day 5



My Journal

Write and draw about something you learned about careers.

Handwriting practice lines consisting of four sets of three horizontal lines each: a solid top line, a dashed middle line, and a solid bottom line.



Would You Rather...

Would you rather be a teacher or a plumber? Why?




Handwriting practice lines consisting of 10 sets of three horizontal lines (top solid, middle dashed, bottom solid).



Let's Create

Create a new career. Can you come up with an idea for a new job that no one has ever heard of? Draw a picture to show the new career.

My new career is _____.





Make a List

Write a list of careers you want to try, Then write a list of careers you do not want to try. Tell a grown up what is on your list. There is a word bank at the bottom to help you.

Careers I Like	Careers I Do Not Like
----------------	-----------------------









<ul style="list-style-type: none">••••••	<ul style="list-style-type: none">••••••
---	---

Word Bank

teacher	construction worker	engineer
cashier	plumber	delivery person
veterinarian	computer programmer	doctor
farmer	artist	sales person



Dictionary

Look at the pictures. Trace the words. Can you write them in another language?

Picture	Trace	Home Language(s)
	careers	
	workers	
	duties	
	teacher	
	cashier	
	veterinarian	
	construction worker	
	computer programmer	

Dictionary

Look at the pictures. Trace the words. Can you write them in another language?

Picture		Home Language(s)
	engineer	
	plumber	



My Packet Journal

Draw a picture about what you learned in this packet:

A large, empty rectangular box with a thin black border, intended for students to draw a picture about what they learned in the packet.

Write about what you learned in this packet:

Four horizontal lines provided for students to write about what they learned in the packet.

ICMEE is housed within:



